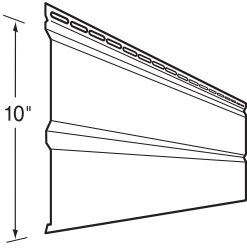
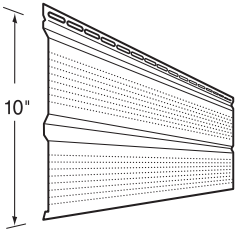


Data Sheet Soffit & Porch Ceiling



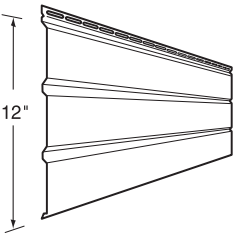
10" Vinyl Soffit - D5 Solid PS10S__
Length 12' - 0" | 20 Panels/Ctn. | 2 Sq./Ctn. | Ctn. Weight: 85.49 lbs.



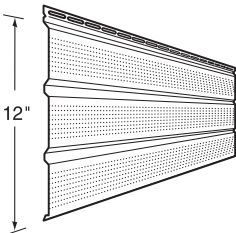
10" Vinyl Soffit - D5 Full Vent PS10V__
Length 12' - 0" | 20 Panels/Ctn. | 2 Sq./Ctn. | Ctn. Weight: 85.25 lbs. |
Sq. In. Vent Area Per L.F.: 3.8

Color # | Color Matte Finish _____

Standard	Premium	Elite	Paramount
02 White Birch	41 Soft Willow	86 Nutmeg	98 Musket Brown
11 Classic Sand	43 Pebble Clay		
17 Warm Sandalwood	46 Basket Beige		
22 Sunny Maize	49 Graphite Grey		
44 Harbor Stone	61 Artisan Clay		



12" Vinyl Soffit - Solid PS12S__
Length 12' - 0" | 16 Panels/Ctn. | 192 Sq.Ft./Ctn. | Ctn. Weight: 81.57 lbs.

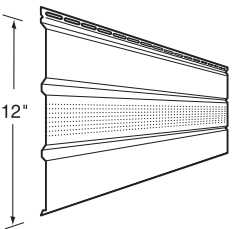


12" Vinyl Soffit - Full Vent PS12V__
Length 12' - 0" | 16 Panels/Ctn. | 192 Sq.Ft./Ctn. | Ctn. Weight: 80.11 lbs. |
Sq. In. Vent Area Per L.F.: 4.0

Color # | Color Matte Finish _____

Standard	Premium	Elite	Paramount
02 White Birch	41 Soft Willow	51 Topaz	81 Canyon Brown~
11 Classic Sand	43 Pebble Clay	52 Java	87 Heritage Red~
17 Warm Sandalwood	46 Basket Beige	79 Seagrass	89 Hampton Blue~
22 Sunny Maize	47 Slate Blue	80 Twilight	90 Gray Flannel~
26 Summer Wheat	49 Graphite Grey	85 Keystone	91 Coffee Bean~
44 Harbor Stone	61 Artisan Clay	86 Nutmeg	92 Onyx~
	82 Meadow		94 Mountain Pine~
			96 Blue Ridge~
			97 Woodland~

~Warranted for soffit use only



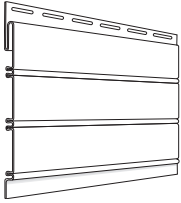
12" Vinyl Soffit - Center Vent PS12CV__
Length 12' - 0" | 16 Panels/Ctn. | 192 Sq.Ft./Ctn. | Ctn. Weight: 85.49 lbs.
Sq. In. Vent Area Per L.F.: 1.3

Color # | Color Matte Finish _____

Standard	Premium	Elite	Paramount
02 White Birch	41 Soft Willow	86 Nutmeg	98 Musket Brown~
11 Classic Sand	43 Pebble Clay		
17 Warm Sandalwood	46 Basket Beige		
22 Sunny Maize	49 Graphite Grey		
44 Harbor Stone	61 Artisan Clay		

~Warranted for soffit use only

Data Sheet Soffit & Porch Ceiling




T2 Porch Ceiling Panel - Solid PT2S8WB Length 8' - 0" | 25 Panels/Ctn. | 1 Sq./Ctn. | Ctn. Weight: 57.89 lbs.




T2 Porch Ceiling Panel - Vented PT2V8WB
Length 8' - 0" | 25 Panels/Ctn. | 1 Sq./Ctn. | Ctn. Weight: 57.89 lbs.
Sq. In. Vent Area Per L.F.: 1.2

Color # | Color *Matte Finish* _____

Standard
02 White Birch



T2 Porch Ceiling Panel - Solid PT2S12 Length 12' - 6" | 16 Panels/Ctn. | 1 Sq./Ctn. | Ctn. Weight: 58.63 lbs.



T2 Porch Ceiling Panel - Vented PT2V12
Length 12' - 6" | 16 Panels/Ctn. | 1 Sq./Ctn. | Ctn. Weight: 58.63 lbs.
Sq. In. Vent Area Per L.F.: 1.2

Color # | Color *Matte Finish* _____

Standard	Premium
02 White Birch	43 Pebble Clay
11 Classic Sand	47 Slate Blue

POLARIS Vinyl Soffit & Porch Ceiling

SCI® Vinyl Soffit and Porch Ceiling meets or exceeds all industry standards per ASTM D3679.

Product Test Data

Thickness.....040" ± .001"	Impact Resistance..... Passes per ASTM D3679
Specific Gravity.....1.45	Surface Distortion @ 140°F.....0
Tensile Strength (PSI).....7,154	Flame Spread Index.....10
Tensile Modulus (PSI).....416,900	Fire Rating Class A
IZOD Impact Strength @ 32°F..... Passes per ASTM D3679	Smoke Developed.....395
Heat Deflection Temp. @ 264 PSI.....169°F	Fuel Contribution.....0
Coefficient of Linear Expansion.....3.30 x 10 ⁻⁵	Average Time Of Burning..... Self extinguished
Warpage.....0.00"	Average Extent Of Burning.....2.379 mm
Heat Shrinkage.....3%	Weathering..... Passes per ASTM D3679