


VELUX flashings



VELUX flashings ensure weathertight installation of all VELUX Roof Windows, and have several unique features.

Installation

VELUX flashings are easy to install. A perfect and discreet installation is ensured in the roofing material. The roofing material conceals the top and side flashing components.




Materials

VELUX exterior flashings are manufactured in corrosion proof materials. The colours of the materials match the cladding of the roof window. A thoroughly tested construction and composition of materials ensures a complete and weather-resistant flashing.



Watertight

The flashing components overlap each other to create weather tight joints whilst the foam gasket creates a seal between the flashing and the roofing materials.




Apron

In profiled roofing material the pleated apron is dressed to form a tight seal.



Water drainage

The construction of the flashings ensures safe drainage of water from the roof above the window.



Maintenance

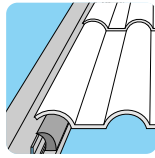
Leaves and other debris should be removed from any flashing once a year to allow rainwater to run freely. Heavy snow should not be allowed to lie on the flashing for long periods of time.



Guarantee

10 year VELUX guarantee on all Flashing Products.

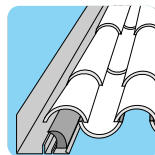
Flashing --Z



Flashing --Z is used for flat and profiled roofing materials with a profile height up to 45mm, e.g. interlocking tiles. Not for interlocking slate or profiled sheeting.

Applications

Flashing --W



Flashing --W is used for flat and profiled roofing materials with a profile height up to 120mm, e.g. pantiles, corrugated roofing sheets, etc. Can also be used for thatched roofs and interlocking slate.

Applications

Flashing for flat and profiled roofing materials:

EDZ/W
Single flashing



EEW
Flashing for roof terrace



EFW
Flashing for roof window combined with vertical window element



EKW
Combi flashing for combined installation of two or more roof windows



EBW
Twin flashing for side-by-side installation of two windows or more



ETW
Additional flashing for downward extension window



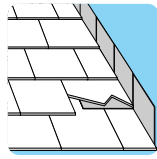
Combinations

Standard:
Grey aluminium

Flashing variants:
Titanium zinc, copper or aluminium – special colours

Materials

Flashing --P



Flashing --P is used for installations into plain tiles with a maximum thickness of 15mm and maximum length 340mm.

Flashing for plain tile:

EDP
Single flashing



EBP
Twin flashing for side-by-side installation of two windows



EKP
Combi flashing for side-by-side installation of two windows or more



Standard:
Grey aluminium

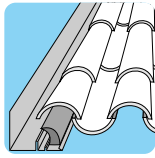
Flashing variants:
Titanium zinc, copper or aluminium – special colours

Applications

Combinations

Materials

EDJ Recessed



The EDJ tile flashing is for recessed installation of one VELUX Roof Window into a flat or profiled roofing material up to 90mm.

The EDJ 2000 Recessed Flashing Includes: BDX Insulation Collar and BFX Underfelt Collar.

Applications

EKJ Recessed Combi



The EKJ tile flashing is for the recessed installation of more than one VELUX Roof Window into a flat or profiled roofing material up to 90mm.

Applications

Flashing for flat and profiled roofing materials:

EDJ
Single flashing



EFJ
Flashing for roof window combined with vertical window element



EKJ
Combi flashing for combined installation of two or more roof windows



ETJ
Additional flashing for downward extension window



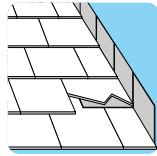
Combinations

Standard:
Grey aluminium

Flashing variants:
Titanium zinc, copper or aluminium – special colours

Materials

Flashing --L



Flashing --L is used for flat roofing materials up to 8mm, i.e. slate, roofing felt, etc. Cannot be used for interlocking slate.

Applications

Flashing for flat roofing materials:

EDL
Single flashing



EEL
Flashing for roof terrace



EFL
Flashing for Roof Window combined with vertical window element



EKL
Combi flashings for combined installation of two or more roof windows



EBL
Twin flashing for side-by-side installation of two windows



ETL
Additional flashing for downward extension window



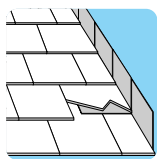
Combinations

Standard:
Grey aluminium

Flashing variants:
Titanium zinc, copper or aluminium – special colours

Materials

EDN Recessed



Flashing --N is used for recessed installation in flat roofing materials up to 8mm, i.e. slate, roofing felt, etc. Cannot be used for interlocking slate.

The EDN 2000 Recessed Flashing Includes: BDX Insulation Collar and BFX Underfelt Collar.

Applications

EKN Recessed Combi



The EKN Combi Flashing is used for recessed installation in flat roofing materials up to 8mm, i.e. slate, roofing felt, etc. Cannot be used for interlocking slate.

Applications

Flashing for flat roofing materials:

EDN
Single
flashing



EFN
Flashing
for Roof
Window
combined
with vertical window
element



EKN
Combi
Flashing for
combined
installation of two or
more roof windows



ETN
Additional
flashing for
downward
extension window



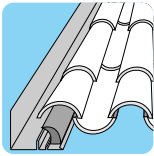
Combinations

Standard:
Grey aluminium

Flashing variants:
Titanium zinc, copper or aluminium –
special colours

Materials

Window Replacement – EW



Allows the replacement of pre 2001 VELUX Roof Windows with the current window variant, into the existing aperture.

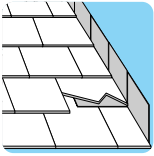
The EW flashing comes with an Insulation Collar as standard.

Flashing EW is used for flat or profiled roofing materials up to 120mm i.e. interlocking slate, pantiles, etc

Applications

Features

Window Replacement – EL



Allows the replacement of pre 2001 VELUX Roof Windows with the current window variant, into the existing aperture.

The EL flashing comes with an Insulation Collar as standard.

Flashing EL is used for slate up to 8mm thick.

Applications

Features



Before



After