



DEPARTMENT OF REGULATORY AND ECONOMIC RESOURCES (RER)  
BOARD AND CODE ADMINISTRATION DIVISION

MIAMI-DADE COUNTY  
PRODUCT CONTROL SECTION  
11805 SW 26 Street, Room 208  
Miami, Florida 33175-2474  
T (786) 315-2590 F (786) 315-2599  
[www.miamidade.gov/economy](http://www.miamidade.gov/economy)

## NOTICE OF ACCEPTANCE (NOA)

**Blocksom & Company**  
P.O. Box 2007  
Michigan City, IN 46361

### SCOPE:

This NOA is being issued under the applicable rules and regulations governing the use of construction materials. The documentation submitted has been reviewed and accepted by Miami-Dade County RER - Product Control Section to be used in Miami-Dade County and other areas where allowed by the Authority Having Jurisdiction (AHJ).

This NOA shall not be valid after the expiration date stated below. The Miami-Dade County Product Control Section (in Miami-Dade County) and/or the AHJ (in areas other than Miami-Dade County) reserve the right to have this product or material tested for quality assurance purposes. If this product or material fails to perform in the accepted manner, the manufacturer will incur the expense of such testing and the AHJ may immediately revoke, modify, or suspend the use of such product or material within their jurisdiction. RER reserves the right to revoke this acceptance, if it is determined by Miami-Dade County Product Control Section that this product or material fails to meet the requirements of the applicable building code.

This product is approved as described herein, and has been designed to comply with the Florida Building Code including the High Velocity Hurricane Zone of the Florida Building Code.

### DESCRIPTION: Roof Saver Ridge Vent

**LABELING:** Each unit shall bear a permanent label with the manufacturer's name or logo, city, state and following statement: "Miami-Dade County Product Control Approved", unless otherwise noted herein.

**RENEWAL** of this NOA shall be considered after a renewal application has been filed and there has been no change in the applicable building code negatively affecting the performance of this product.

**TERMINATION** of this NOA will occur after the expiration date or if there has been a revision or change in the materials, use, and/or manufacture of the product or process. Misuse of this NOA as an endorsement of any product, for sales, advertising or any other purposes shall automatically terminate this NOA. Failure to comply with any section of this NOA shall be cause for termination and removal of NOA.

**ADVERTISEMENT:** The NOA number preceded by the words Miami-Dade County, Florida, and followed by the expiration date may be displayed in advertising literature. If any portion of the NOA is displayed, then it shall be done in its entirety.

**INSPECTION:** A copy of this entire NOA shall be provided to the user by the manufacturer or its distributors and shall be available for inspection at the job site at the request of the Building Official.

This NOA renews NOA No.11-0517.05 and consists of pages 1 through 4.  
The submitted documentation was reviewed by Gaspar J Rodriguez.



NOA No.: 16-0607.09  
Expiration Date: 08/17/21  
Approval Date: 07/28/16

## ROOFING COMPONENT APPROVAL

**Category:** Roofing  
**Sub-Category:** Static Roof Vent  
**Materials:** Plastic

### TRADE NAMES OF PRODUCTS MANUFACTURED OR LABELED BY APPLICANT:

<u>Product</u>	<u>Dimensions</u>	<u>Test Specification</u>	<u>Product Description</u>
Roof Saver Ridge Vent with Deflector	.75" x 10.5" x 20' or 50' 1" x 2.5" x 10' 0.019" thick	TAS-100	Low pro file attic ridge vent for installation under ridge shingles. Aluminum water diverter for use in Roof Saver Ridge Vent system.

### EVIDENCE SUBMITTED:

<u>Test Agency</u>	<u>Test Name</u>	<u>Test Identifier</u>	<u>Date</u>
PRI Construction Materials Technologies LLC	TAS 100 (A)	BAC-004-02-01	05/26/16
	ASTM D1929	BAC-006-02-01	05/26/16
	ASTM D635	BAC-005-02-01	05/26/16
	ASTM D2843	BAC-007-02-01	05/26/16

### MANUFACTURING LOCATION:

1. Michigan City, IN



NOA No.: 16-0607.09  
Expiration Date: 08/17/21  
Approval Date: 07/28/16

**APPROVED APPLICATIONS:**

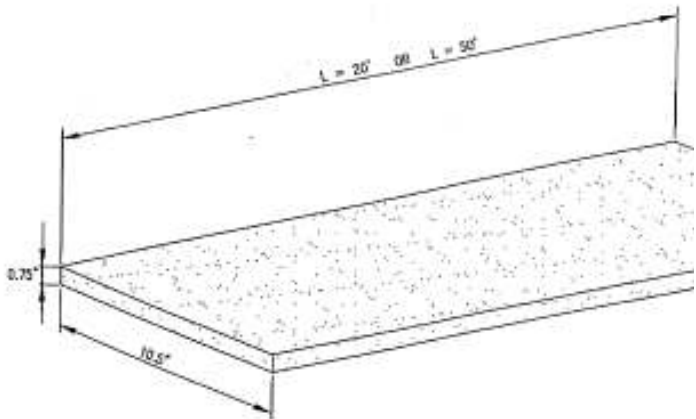
- Tradename:** Roof Saver Ridge Vent
- System Type C:** Mechanical attachment of ridge vent under composition ridge shingle.
- Slot:** Cut a 2" slot along the apex of the roof by cutting 1" on each side of the ridge. The 2" slot shall terminate approximately 12" from the rake edge.
- Installation:** Roll out Roof Saver Ridge Vent netting side down centered over the void, and secured 48" o.c. on each side of the ridge with 11 gauge 2" galvanized smooth shank nails (supplied with vent); to hold it in place until ridge shingles can be installed. Extend to the rake edge. Roll ends or cut joints shall be butted together and nailed. Position the Ridge Vent deflectors (supplied with vent) parallel to the Ridge Vent and 1" from each side of the Ridge Vent and fastened with 11 gauge 1¼" galvanized ring shank nails spaced 6" from end and 18" o.c.
- Ridge Shingle:** Install pre-manufactured or field cut ridge shingles over the ridge vent in compliance with the shingle manufacturers Notice of Acceptance (NOA) and the installation instructions using two (2) 11 gauge 1.75" galvanized smooth shank nails (supplied with vent) placed 1" from the side and 5⁄8" from the bottom edge using a Nail Gun Pad (supplied with vent) mounted on the nail gun in order to limit compression of the vent material.
- Net Free Area:** Refer to manufacturers published literature
- Minimum Slope:** 3:12

**LIMITATIONS:**

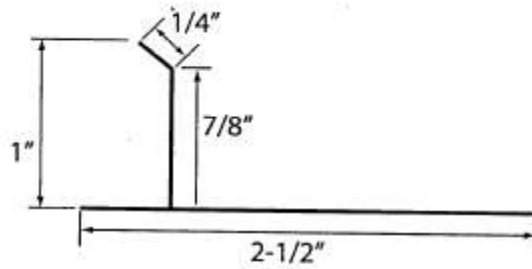
1. Refer to applicable Building Code for required ventilation.
2. Ridge vent ventilators shall not be installed on roof mean heights greater than 33 ft.
3. All products listed herein shall have a quality assurance audit in accordance with the Florida Building Code and Rule 61G20-3 of the Florida Administrative Code.



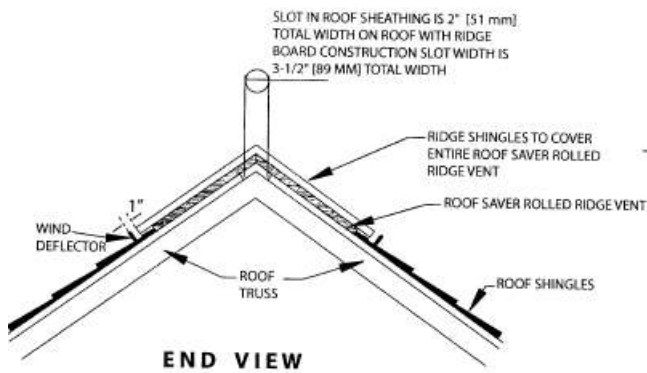
**DETAILS**  
(Drawings Not to Scale)



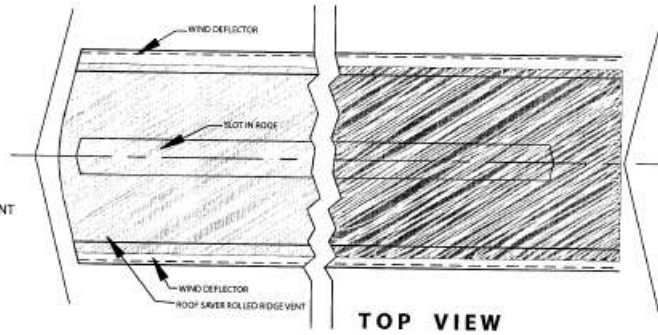
**Roof Saver Attic Vent Media**



**Deflector**

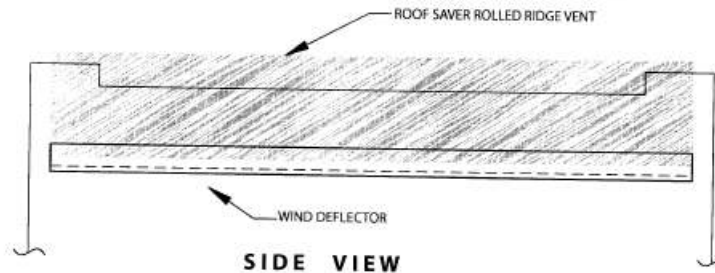


**END VIEW**



**TOP VIEW**

Drawing Not to Scale



**SIDE VIEW**

**Installed Roof Saver Attic Vent System**

**END OF THIS ACCEPTANCE**

